

# exalux CONTROL ONE

## QUICK START GUIDE

### FEATURES

- 5-in-1 tools : Fixture controller, DMX console, CRMX transmitter, DMX recorder, DMX player
- 1 DMX universe
- 8 fact switches to save/reload memories
- Black out function
- Lock/Unlock function
- Runs up to 7h with a 10Ah/36Wh PowerBank
- Control up to 40 fixtures

### TECHNICAL SPECIFICATIONS

- 2.4GHz CRMX by LumenRadio™
- TFT 5.0" capacitive touch super bright display
- Link range -up to 3200 ft. line-of-sight\*
- +5VDC (USB) +10-24VDC (XLR4) Input/~5W
- XLR5 DMX input & output
- 7.1 x 6.1 x 2.0 inches, 1.5 lbs.

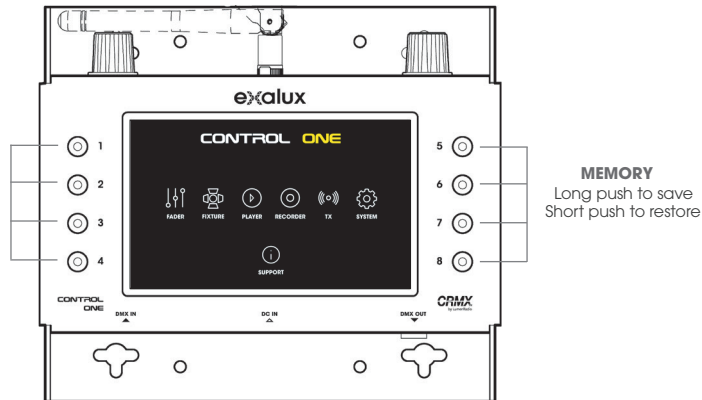
\*depending on the receiver and the environment



To view and download the Exalux Control One User Guide, please scan or go to: [litegear.com/exaluxuserguide](http://litegear.com/exaluxuserguide)



**ANTENNA**  
Always deploy the antenna for optimal range transmission

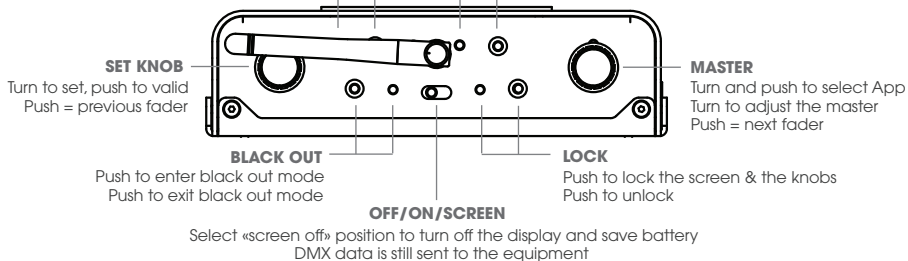


**MEMORY**  
Long push to save  
Short push to restore

**MEMORY**  
Long push to save  
Short push to restore

**CRMX LINK/UNLINK**  
Long push to unlink all CRMX devices  
Short push to link the CRMX devices

**CRMX**  
Push 1s to enable the CRMX transmitter  
Push 1s to disable the CRMX transmitter



**SET KNOB**  
Turn to set, push to valid  
Push = previous fader

**MASTER**  
Turn and push to select App  
Turn to adjust the master  
Push = next fader

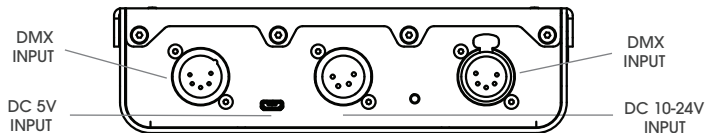
**BLACK OUT**  
Push to enter black out mode  
Push to exit black out mode

**LOCK**  
Push to lock the screen & the knobs  
Push to unlock

**OFF/ON/SCREEN**

Select «screen off» position to turn off the display and save battery  
DMX data is still sent to the equipment

**TOUCH SCREEN**  
Use your finger or stylus to launch and control applications



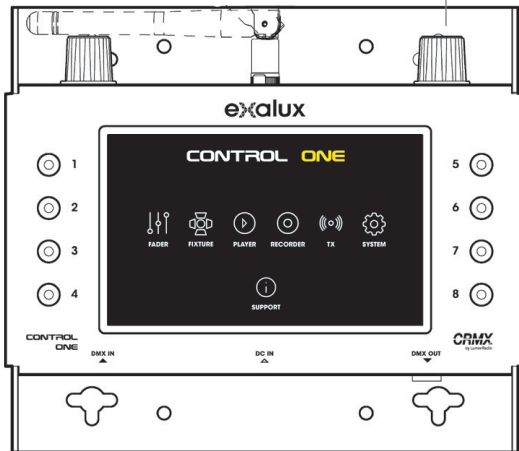
# exalux CONTROL ONE

## QUICK START GUIDE

### ABOUT THE APPS

#### TO SELECT APPS

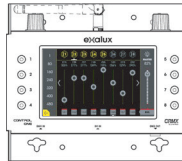
Turn and push to select the App or  
Touch to select the App on the screen



To view and download the  
Exalux Control One User Guide,  
please scan or go to:  
[litegear.com/exaluxuserguide](http://litegear.com/exaluxuserguide)




#### FADER



#### FADER APP

works the exact same way than your hardware DMX console  
you used for years. Every fader is linked to a DMX address.  
512 sliders | 1 master | 8 memories | Black Out, Full On

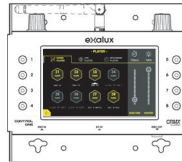
#### FIXTURE



#### FIXTURE APP

allows to control up to 40 various DMX fixtures.  
The fixtures are added from a library that can be  
updated by USB.

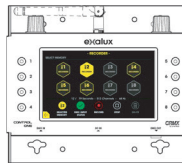
#### PLAYER



#### PLAYER APP

allows you to play the DMX memories that have been  
recorded with the FADER, DIMMER and RECORDER Apps

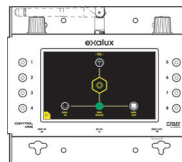
#### RECORDER



#### RECORDER APP

record 512 DMX channels in real time.  
8 memories | 80s recording@44Hz max

#### TX



#### TX APP

turns the CONTROL SKY into a CRMX transmitter.  
The DMX data bytes received on the DMX input are  
wirelessly transmitted by the integrated CRMX transmitter.